



MEMBER OF

**Dow Jones
Sustainability Indices**

In Collaboration with RobecoSAM 

Five-Year Investment Plan

Bangkok, Thailand

2 December 2020



Forward-looking Information

The information, statements, forecasts and projections contained herein reflect the Company's current views with respect to future events and financial performance. These views are based on assumptions subject to various risks. No assurance is given that these future events will occur, or that the Company's assumptions are correct. Actual results may differ materially from those projected.

Petroleum Reserves Information

In this presentation, the Company discloses petroleum reserves that are not included in the Securities Exchange and Commission of Thailand (SEC) Annual Registration Statement Form 56-1 under "Supplemental Information on Petroleum Exploration and Production Activities". The reserves data contained in this presentation reflects the Company's best estimates of its reserves. While the Company periodically obtains an independent audit of a portion of its proved reserves, no independent qualified reserves evaluator or auditor was involved in the preparation of reserves data disclosed in this presentation. Unless stated otherwise, reserves are stated at the Company's gross basis.

This presentation may contain the terms "proved reserves" and "probable reserves". Unless stated otherwise, the Company adopts similar description as defined by the Society of Petroleum Engineers.

Proved Reserves - Proved reserves are defined as those quantities of petroleum which, by analysis of geological and engineering data, can be estimated with reasonable certainty to be commercially recoverable, from a given date forward, from known reservoirs and under current economic conditions, operating methods, and government regulations.

Probable Reserves - Probable reserves are defined as those unproved reserves which analysis of geological and engineering data suggests are more likely than not to be recoverable.

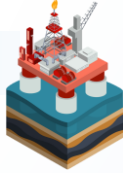
Five-Year Investment Strategy

Drive forward for sustainable growth and responsibility for society

Strengthen core business

*Top Quartile Unit Cost (25 US\$/BOE)
& Production 5% CAGR ⁽¹⁾*

- Maximize Value of Existing Assets
- G1& G2 Asset Transition
- Development Projects
- Execute Exploration Activities



Drive LNG Value Chain

JV Investment & Marketing Capability ⁽¹⁾



Diversify to New Business

20% Net Income from New Business ⁽¹⁾

- Scale up and Expand Markets for ARV
- Power Business



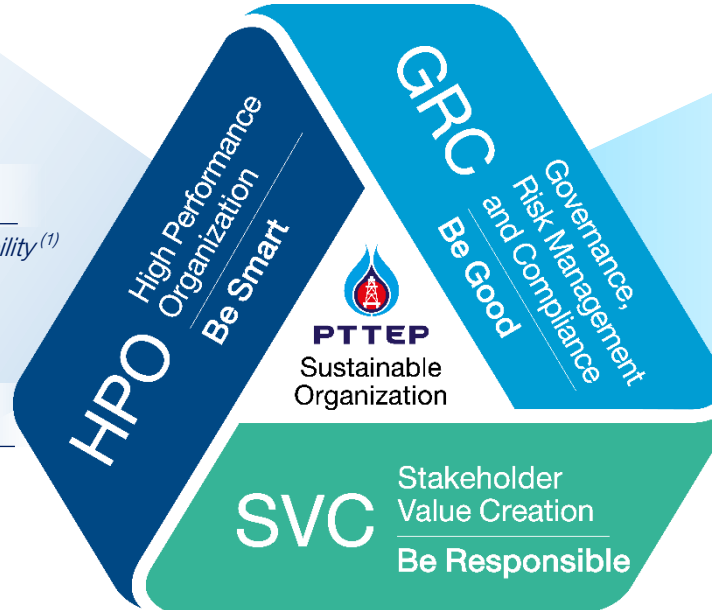
Transform to New Normal

*Efficiency improvement &
Top Quartile Manpower ⁽¹⁾*

Grow E&P Portfolio

7 years for Reserve to Production Ratio ⁽¹⁾

- E&P Growth on core areas



NO CORRUPTION

- Zero tolerate on corruption
- Zero tolerate on non-compliance

- Strengthen GRC culture
- Expand GRC to business partners



GRC Role Model for TH listed company



GHG Reduction

*25% GHG Intensity Reduction ⁽²⁾
(from base year 2012)*

- Flare gas utilization
- Energy efficiency
- Study carbon storage



Circular Model for E&P

*50% Reuse of Structure &
Zero Waste to Landfill ⁽²⁾*

- Top-side reuse
- Drill cuttings for road pavement
- Mobile production facility usage



Ocean for Life

*Improve Positive Value to Biodiversity
& Community Income ⁽²⁾*

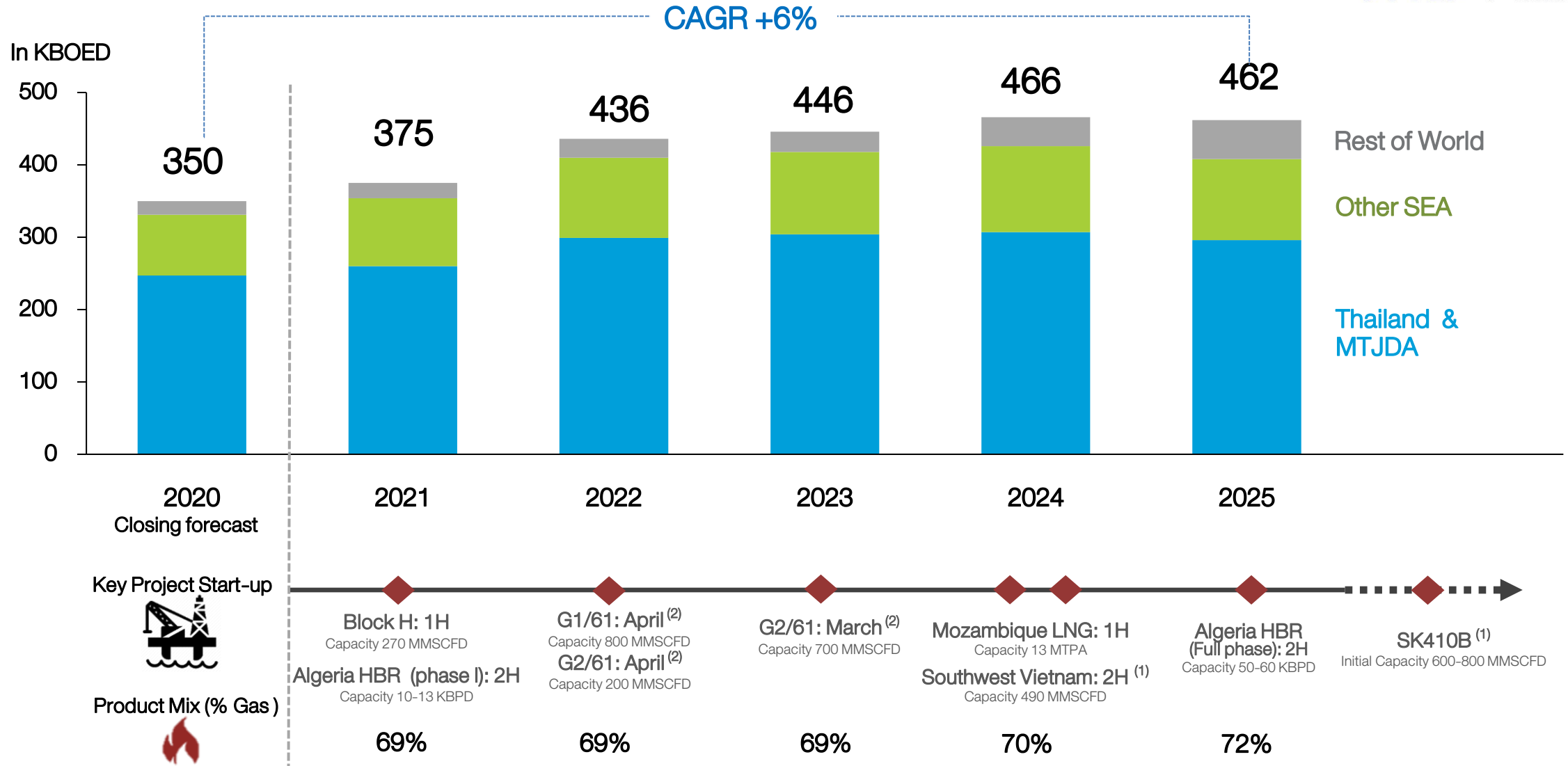
- Ocean health monitoring
- Rig to Reef
- Environmental restoration and reservation



Note: ⁽¹⁾ Aspiration Targets in 2030
⁽²⁾ Achievement Targets in 2030

Five –Year Plan : Sales Volume

Delivering strong volume growth



Note: ⁽¹⁾ Subject to regulatory approval and FID timing
⁽²⁾ According to Production Sharing Contracts signed on 25 February 2019

Five –Year Plan : Investment Plan

Maximize value of existing assets, accelerate G1/G2 transitions & maintain key milestones for key projects



BUDGET

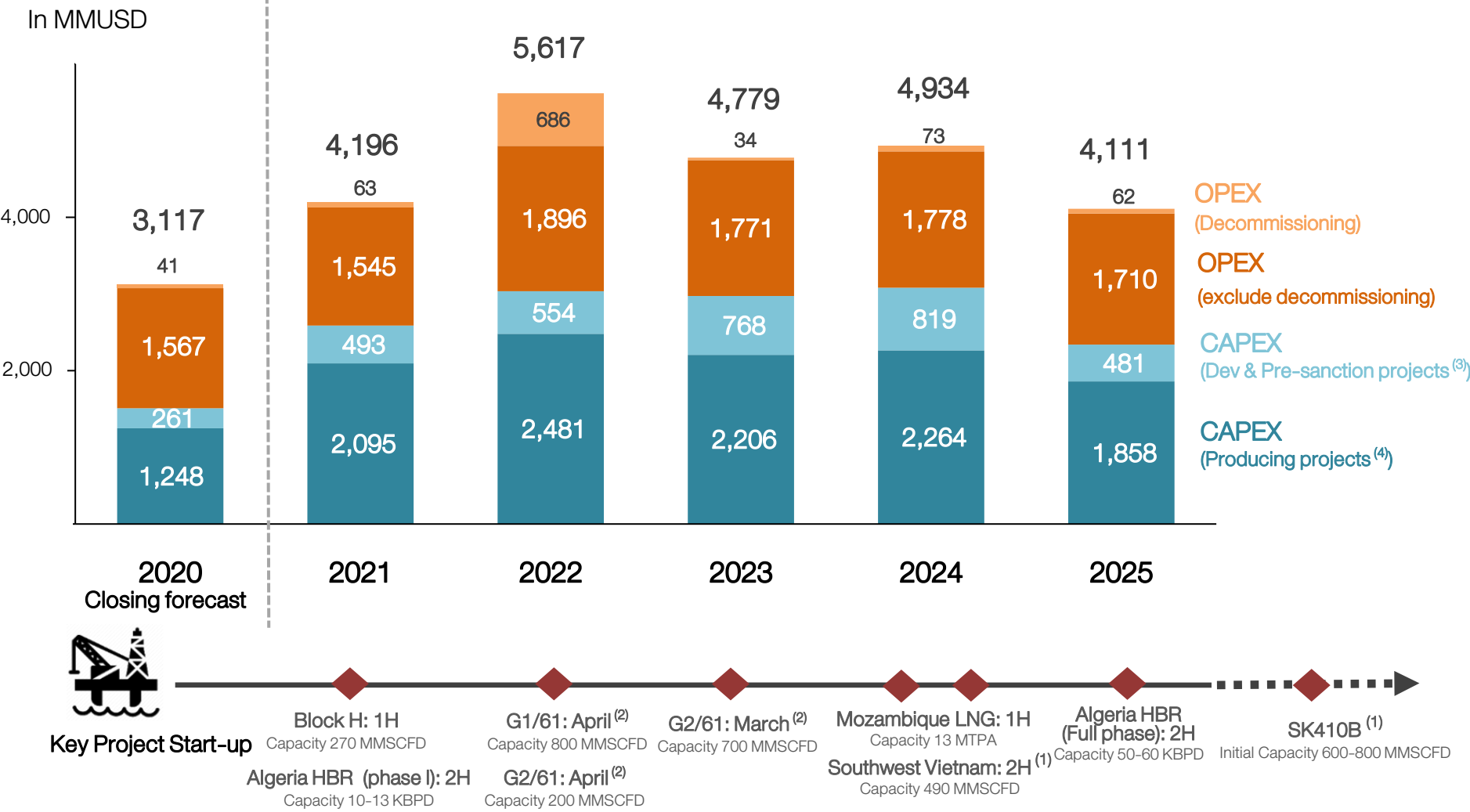
23.6 bnUS\$

CAPEX

14.0 bnUS\$

OPEX

9.6 bnUS\$
(including Decom. 918 MMUS\$)



2021 : Exploration Plan

Continue to explore and follow-up on existing discoveries



BUDGET

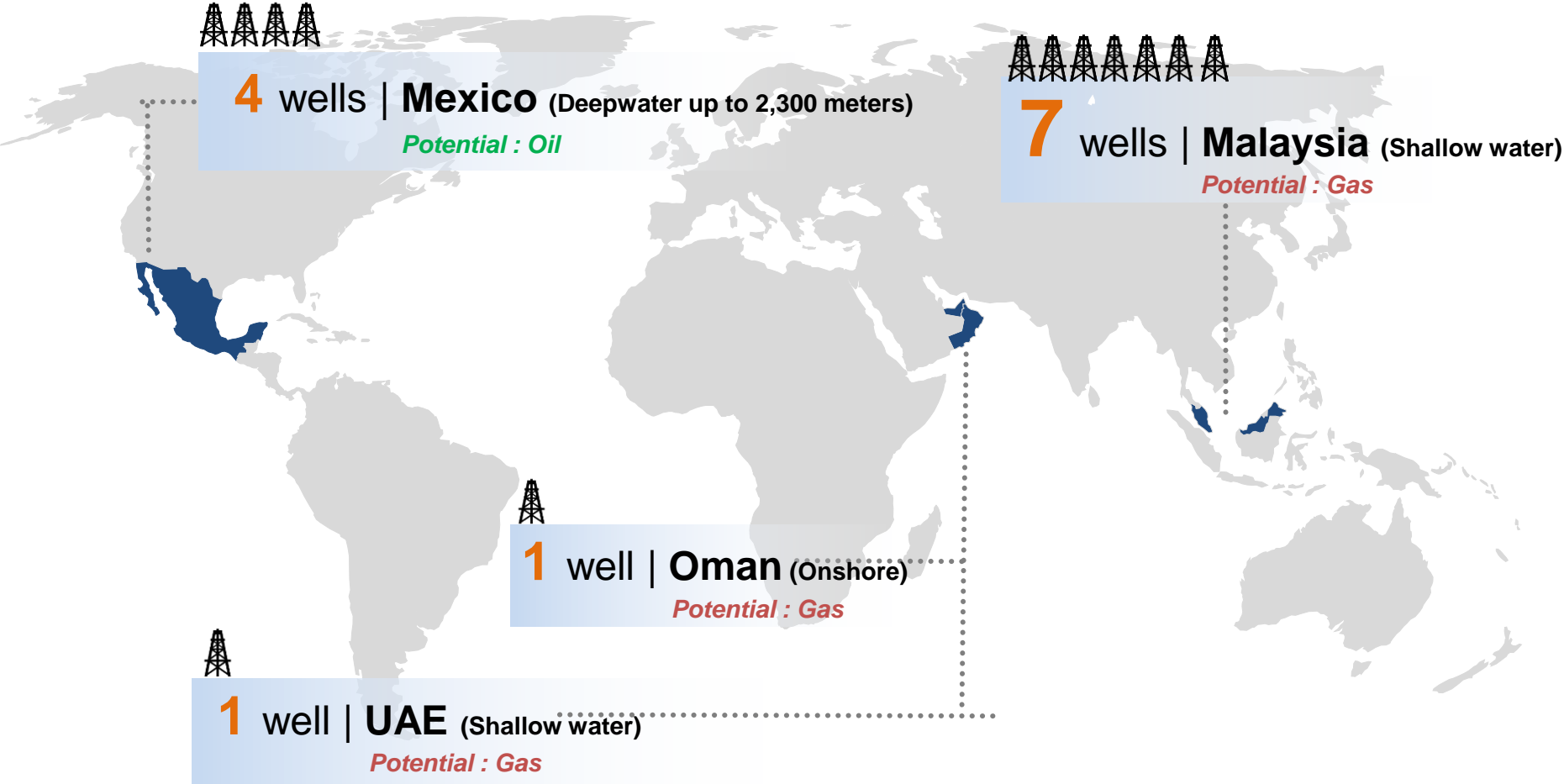
187 mmUS\$

CAPEX (DRILLING)

152 mmUS\$

OPEX (G&G SEISMIC)

35 mmUS\$





Thank you and Q&A

You can reach the Investor Relations team for more information and inquiry through the following channels



Please scan here to take the survey



IR@pttep.com



<http://www.pttep.com>

